

# Slab Product Information



## APPROX. SLAB SIZES

### JUMBO-SIZE SLAB


132 x 65.5 inches  
(335cm x 166cm)

NOMINAL 60 SQ FT

### STANDARD-SIZE SLAB

122 x 55.5 inches  
(310cm x 141cm)

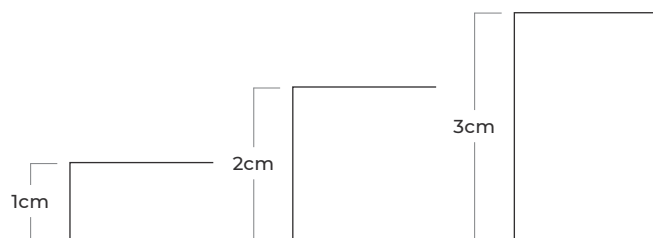
NOMINAL 47 SQ FT



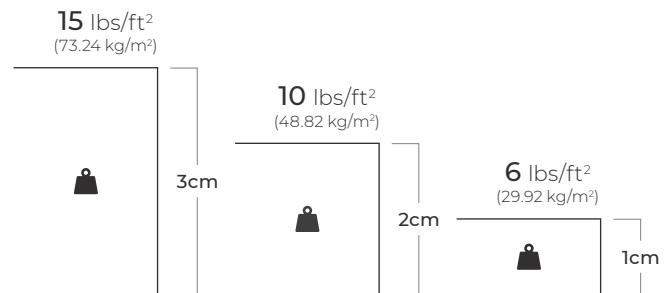
Brittanicca™  
Summerhill™

## SLAB THICKNESS GUIDE

NOMINAL SLAB = 1CM, 2CM & 3CM  
COUNTERTOP = 2CM & 3CM



## APPROX. SLAB WEIGHT



## DESIGN EXPECTATIONS

Please check with your local partner/installer/fabricator for slab sizes and thickness availability per design, including the largest slab size able to be fabricated versus slab size listed. Samples are small pieces of a large slab. To see full design characteristics, visit a Cambria [showroom or gallery](#). Product capabilities vary by design and market.